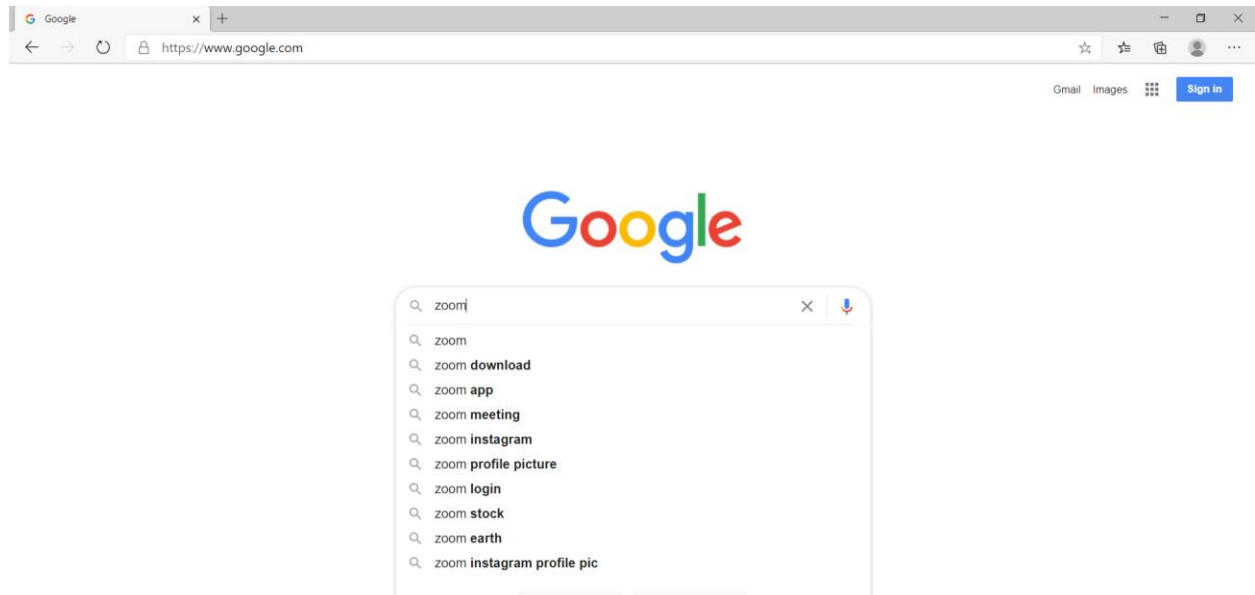




## Përdorimi i platformës ZOOM, hap pas hapi.

1. Hapim GOOGLE dhe klikojmë ZOOM.



2. Klikojmë faqen kryesore të ZOOM.

The screenshot shows a Google search for 'zoom'. The search results include a link to 'Zoom: Video Conferencing, Web Conferencing, Webinars...' which is highlighted with a red box. Below the search results, there are sections for 'Download', 'Sign In', 'Zoom Meetings', 'Plans & Pricing', 'Join a Test Meeting', and 'Support'. On the right side, there is a knowledge panel for 'Zoom Video Communications' with details such as 'Software company', 'Stock price: ZM (NASDAQ) \$406.31 -72.05 (-15.06%)', 'Founder: Eric Yuan', and 'Founded: April 21, 2011'. There is also an 'Activate Windows' watermark in the bottom right corner.

3. Klikojmë tek “Sign up” për të krijuar një adresë personale.

The screenshot shows the Zoom website homepage. The navigation bar includes links for 'SOLUTIONS', 'PLANS & PRICING', 'CONTACT SALES', 'JOIN A MEETING', 'HOST A MEETING', 'SIGN IN', and 'SIGN UP, IT'S FREE' (which is highlighted with a red box). Below the navigation bar, there is a banner for 'on zoom BETA' with the text 'Meet OnZoom. A marketplace for immersive experiences' and a 'Learn More' button. The main content area features a large image of a woman in a blue tank top and black leggings, smiling and looking at her phone. At the bottom, there is a 'Register Now' button and an 'Activate Windows' watermark.

#### 4. Vendosim adresen e e-mail për të krijuar një adresë në platformën ZOOM.

Sign Up Free

Your work email address

I

Zoom is protected by reCAPTCHA and the Privacy Policy and Terms of Service apply.

Sign Up

Already have an account? [Sign in.](#)

or

Sign in with SSO

Sign in with Google

Sign in with Facebook

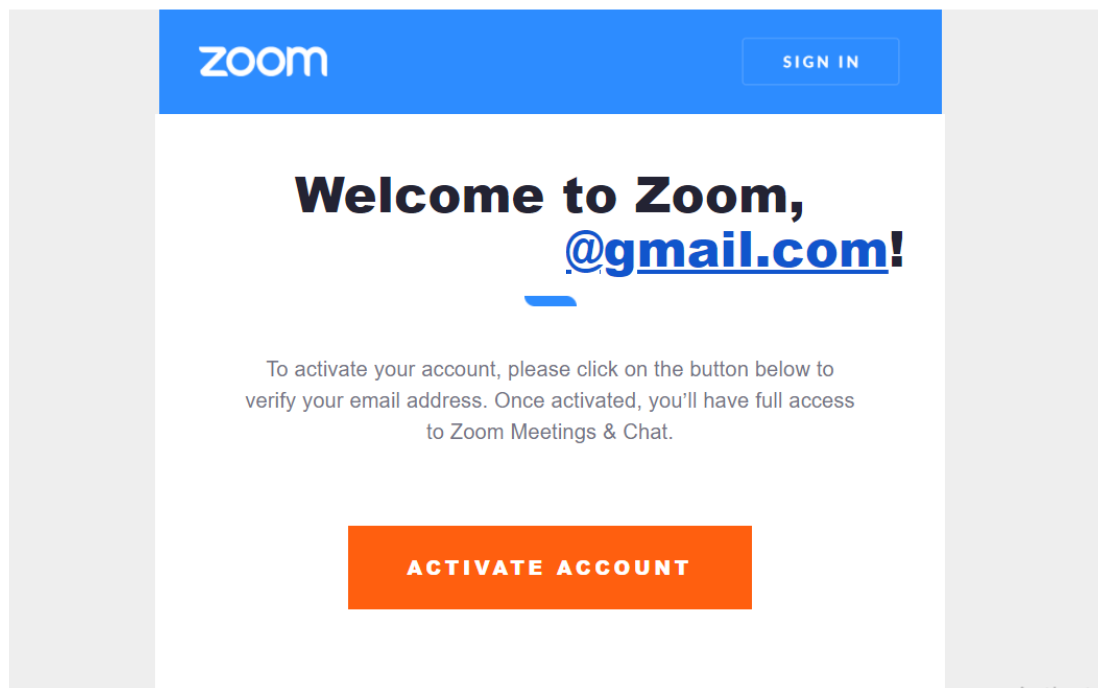
By signing up, I agree to the Privacy Policy and Terms of Service.

#### 5. Konfirmojmë hapjen e adresës së ZOOM duke u futur në e-mail personal.

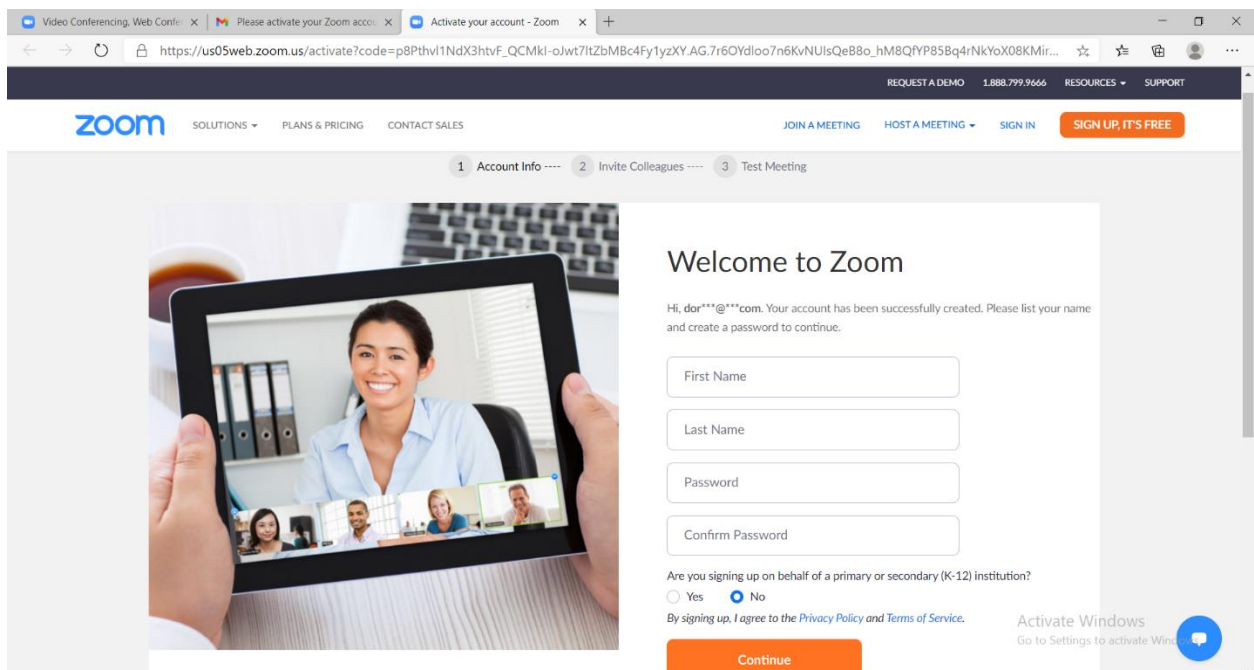
We've sent an email to @gmail.com.  
Click the confirmation link in that email to begin using Zoom.

if you did not receive the email,  
[Resend another email](#)

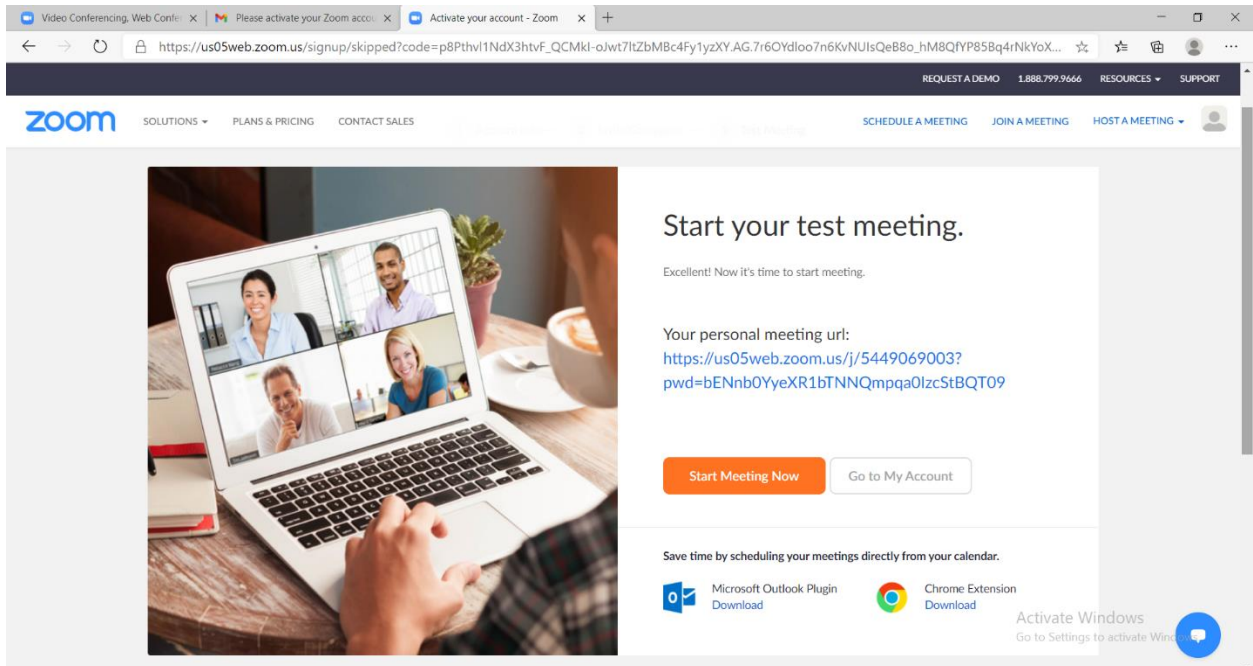
6. Aktivizojmë adresën e ZOOM duke klikuar në e-mail e dërguar nga ZOOM, Activate account.



7. Vendosim të dhënat personale për të hapur adresën.



## 8. Tani kemi një adresë në platformën ZOOM.



Video Conferencing, Web Confi... x Please activate your Zoom acco... x Activate your account - Zoom x +

https://us05web.zoom.us/signup/skipped?code=p8Pthv1NdX3htvF\_QCMkl-oJw7lZbM8c4Fy1yzXY.AG.7i6OYdloo7n6KvNUlsQeB8o\_hM8QfYp85Bq4rNKYoX... ☆ ☆ 🗑️ 👤 ...

REQUEST A DEMO 1.888.799.9666 RESOURCES SUPPORT

zoom SOLUTIONS PLANS & PRICING CONTACT SALES [Schedule a Meeting](#) [Join a Meeting](#) [Host a Meeting](#) 👤



**Start your test meeting.**

Excellent! Now it's time to start meeting.

Your personal meeting url:  
[https://us05web.zoom.us/j/5449069003?](https://us05web.zoom.us/j/5449069003?pwd=bENnb0YyeXR1bTNNQmpqa0lzcStBQT09)  
[pwd=bENnb0YyeXR1bTNNQmpqa0lzcStBQT09](#)

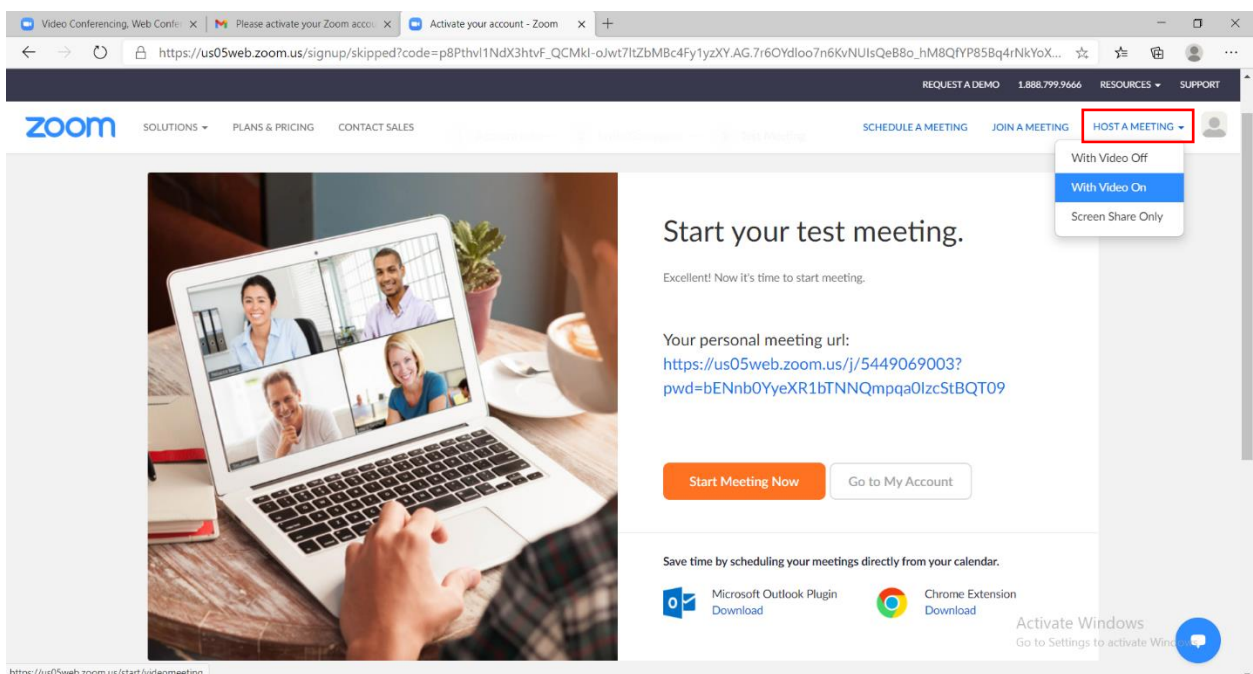
[Start Meeting Now](#) [Go to My Account](#)

Save time by scheduling your meetings directly from your calendar.

 Microsoft Outlook Plugin Download  Chrome Extension Download

Activate Windows  
Go to Settings to activate Windows

## 9. Për të hapur një Meeting (takim) klikojmë Host a Meeting with Video On



Video Conferencing, Web Confi... x Please activate your Zoom acco... x Activate your account - Zoom x +

https://us05web.zoom.us/signup/skipped?code=p8Pthv1NdX3htvF\_QCMkl-oJw7lZbM8c4Fy1yzXY.AG.7i6OYdloo7n6KvNUlsQeB8o\_hM8QfYp85Bq4rNKYoX... ☆ ☆ 🗑️ 👤 ...

REQUEST A DEMO 1.888.799.9666 RESOURCES SUPPORT

zoom SOLUTIONS PLANS & PRICING CONTACT SALES [Schedule a Meeting](#) [Join a Meeting](#) [HOST A MEETING](#) 👤



**Start your test meeting.**

Excellent! Now it's time to start meeting.

Your personal meeting url:  
[https://us05web.zoom.us/j/5449069003?](https://us05web.zoom.us/j/5449069003?pwd=bENnb0YyeXR1bTNNQmpqa0lzcStBQT09)  
[pwd=bENnb0YyeXR1bTNNQmpqa0lzcStBQT09](#)

[Start Meeting Now](#) [Go to My Account](#)

Save time by scheduling your meetings directly from your calendar.

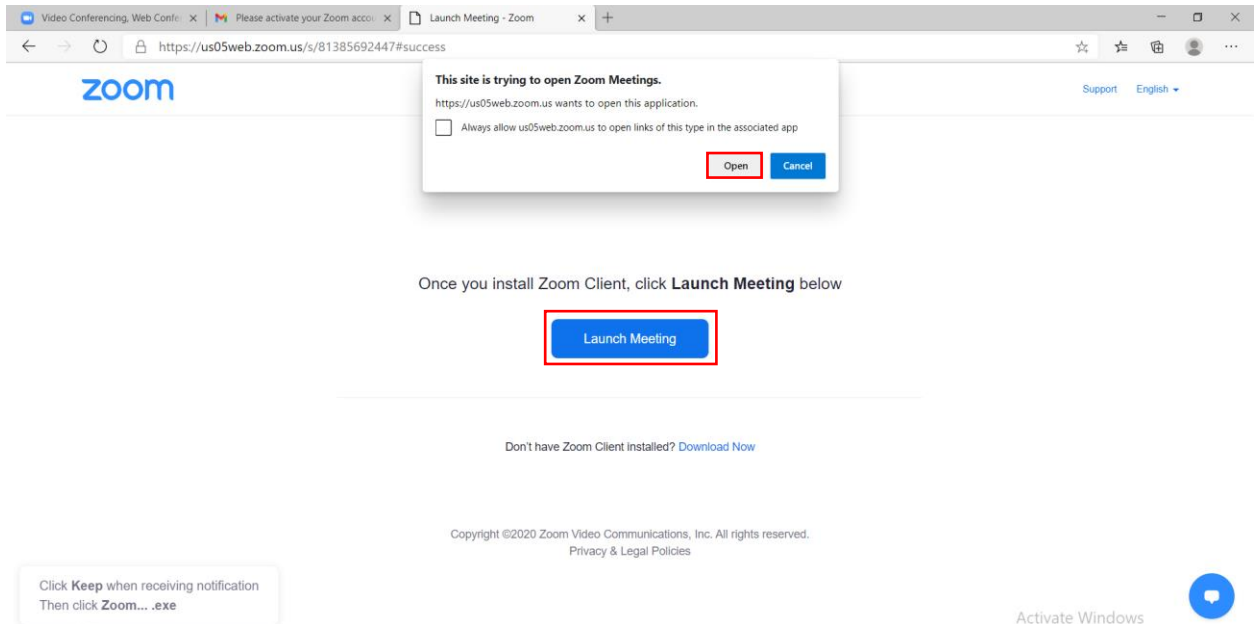
 Microsoft Outlook Plugin Download  Chrome Extension Download

Activate Windows  
Go to Settings to activate Windows

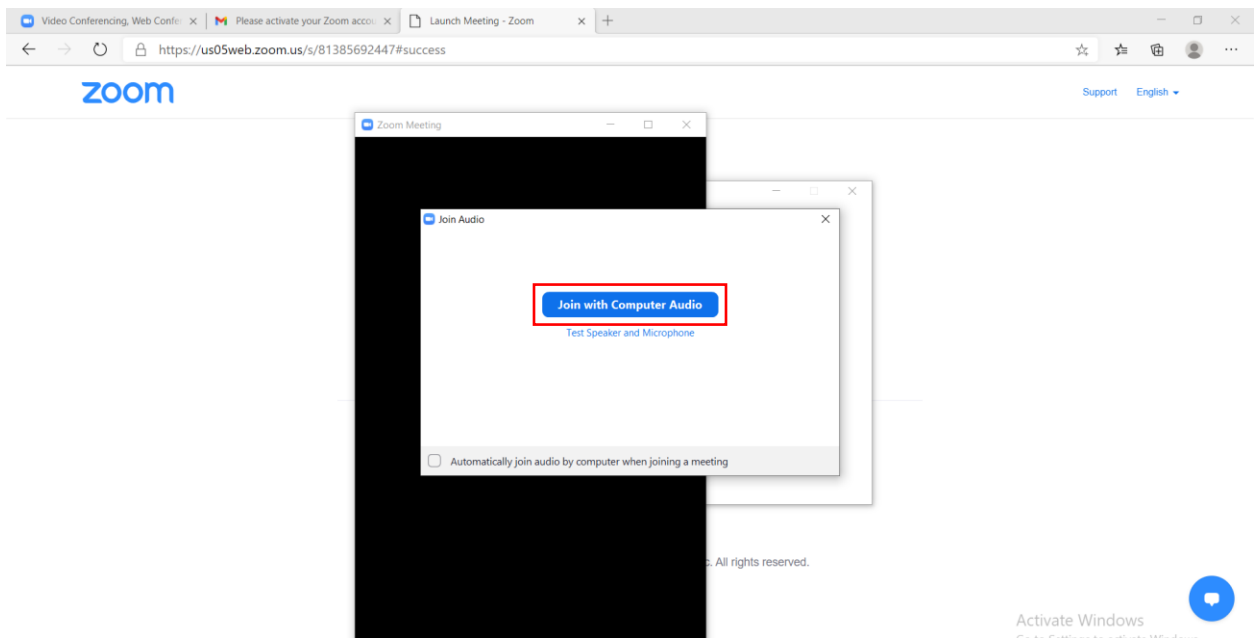
[With Video Off](#)  
[With Video On](#)  
[Screen Share Only](#)

<https://us05web.zoom.us/start/videomeeting>

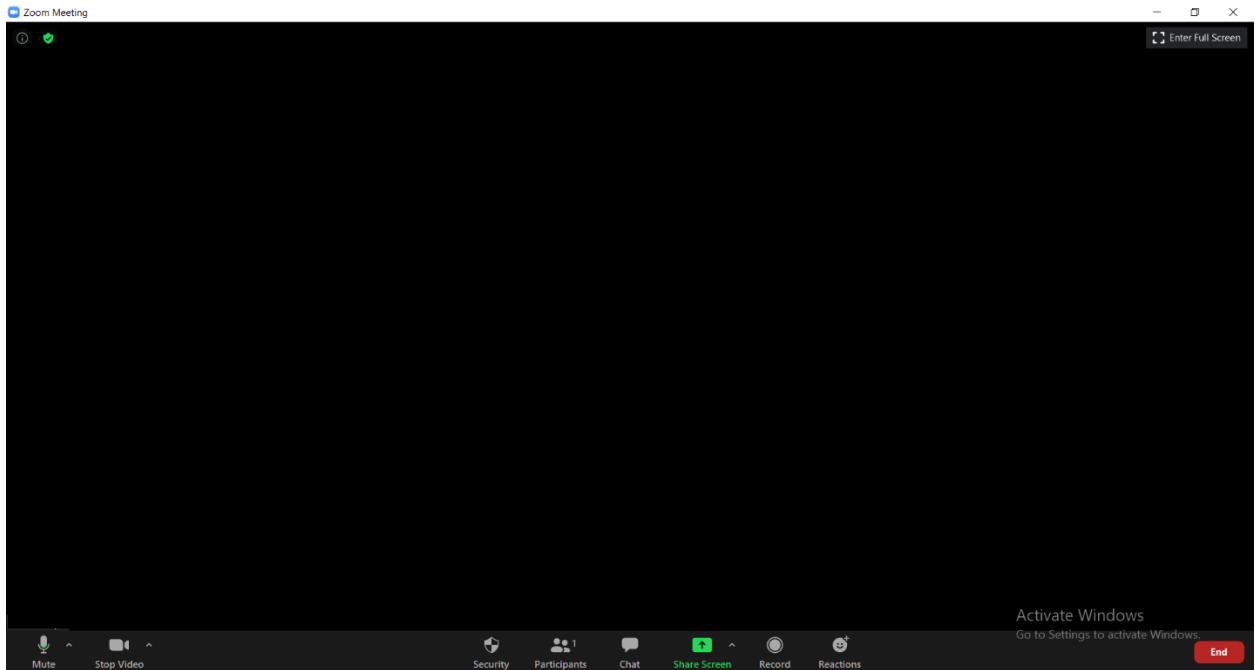
## 10. Klikojmë Launch Meeting për të hapur një Meeting (takim)



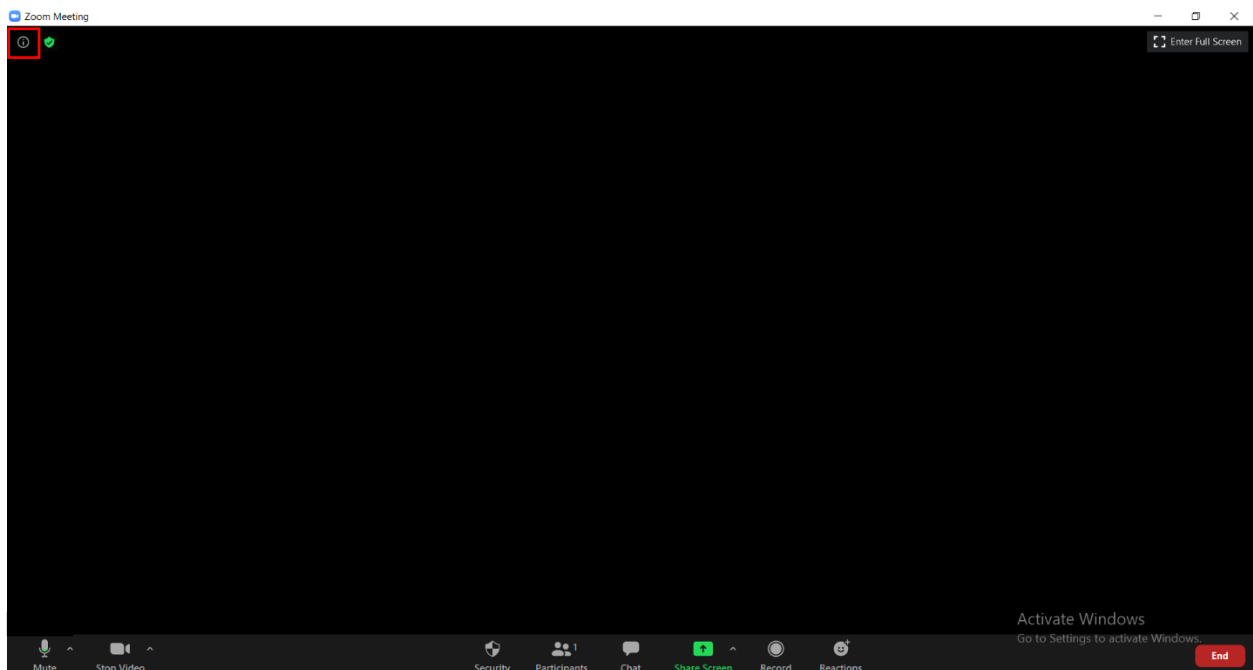
## 11. Klikojmë Join with Audio për të mundësuar dëgjimin.



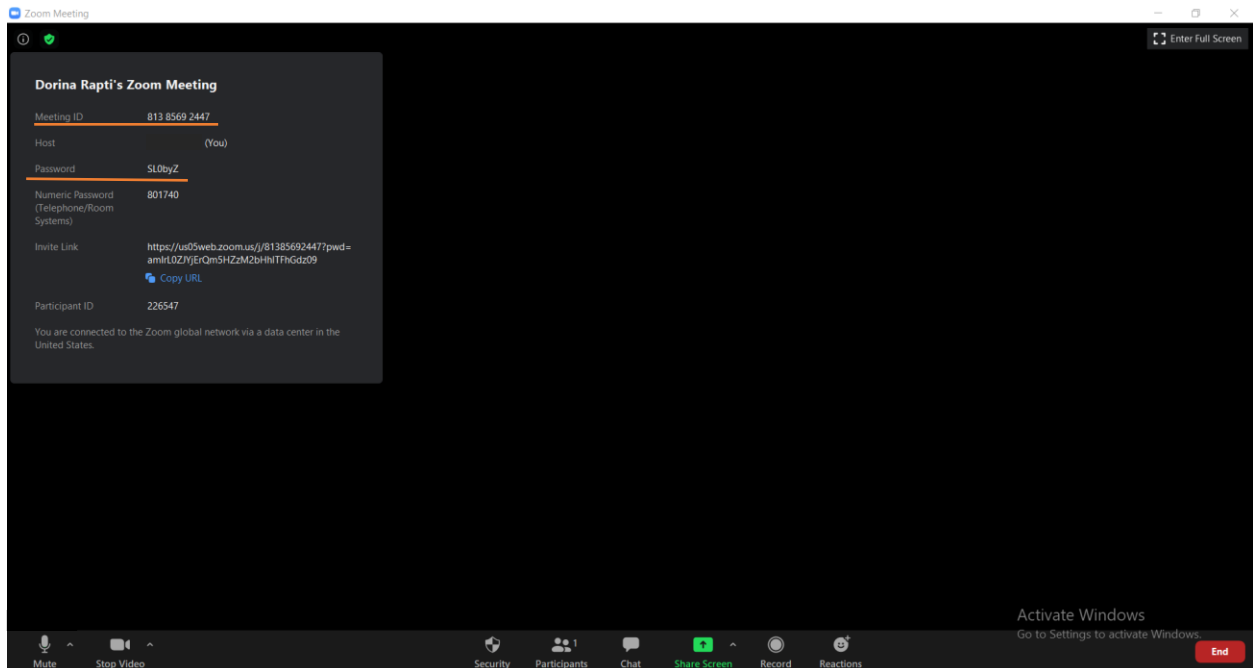
12. Tani kemi një Meeting në ZOOM.



13. Klikojmë tek ikona “i” në cepin e majtë të faqes për te nxjerrë të dhënat.



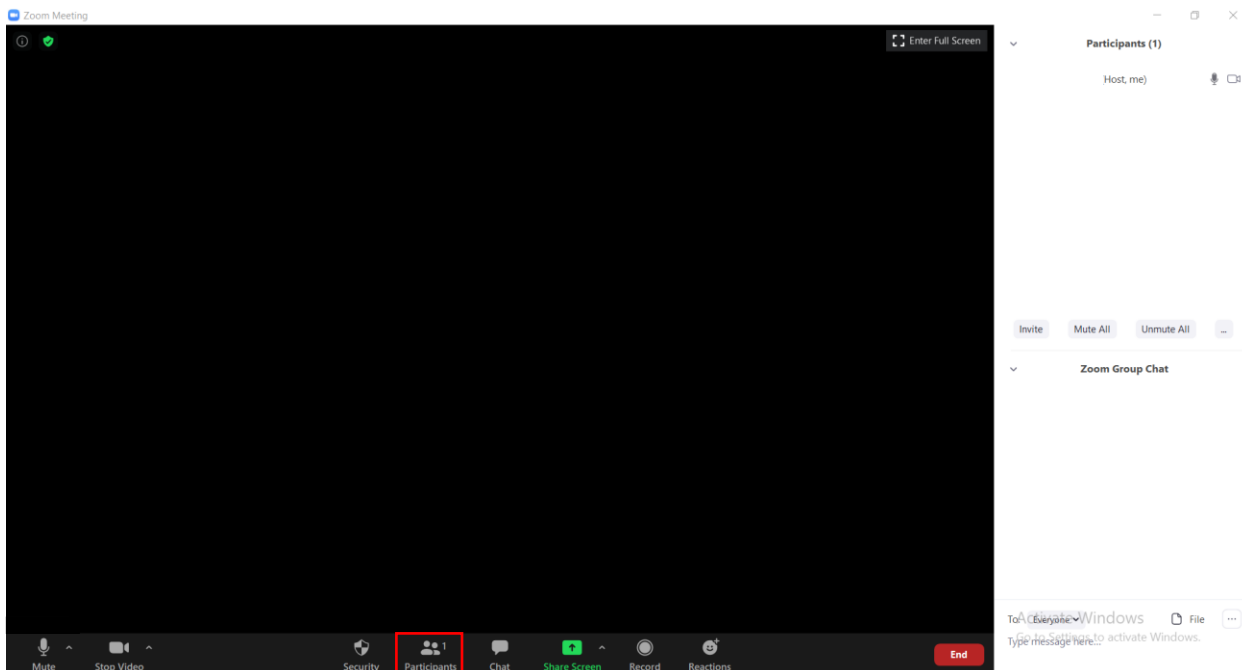
## 14. Marrim të dhëna si Meeting ID dhe Password për të futur pjesëmarrësit në Meeting



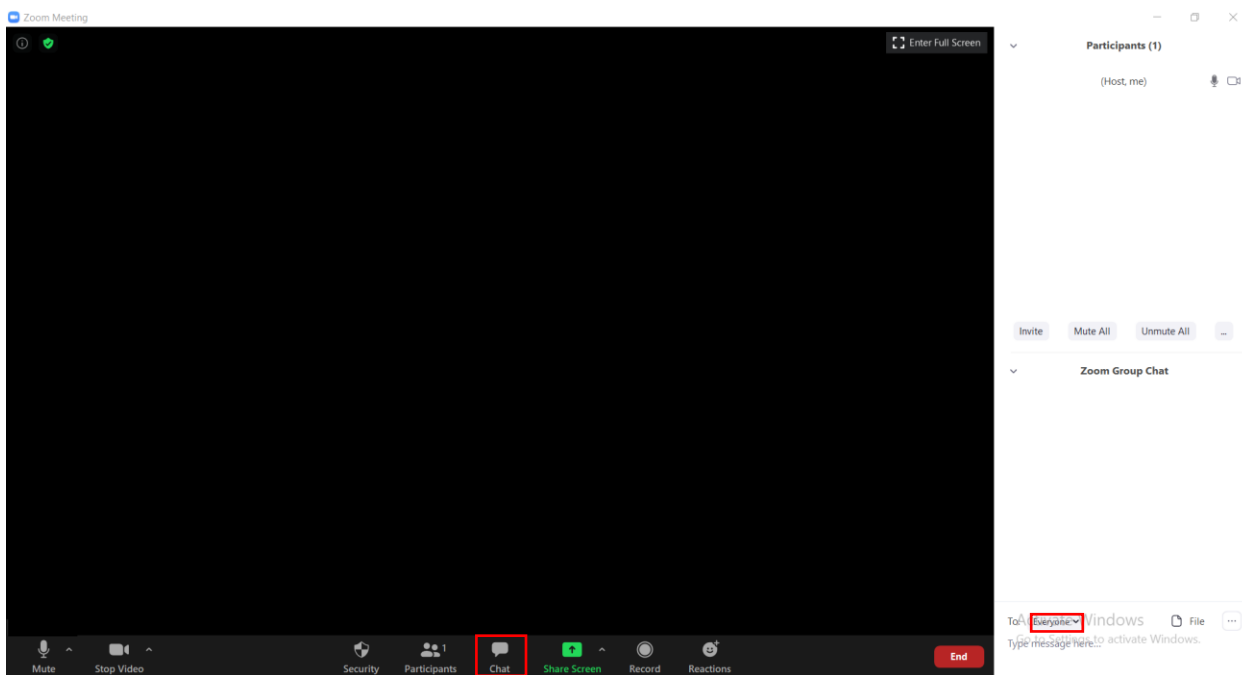
15. Të dhënat ua dërgojmë pjesëmarrësve që duhet të futen në Meeting (takim), me anë të e-mail, whatsapp ose çdo platformë tjetër e përshtatshme.

16. Në ikonën “participants” mund të shohim numrin e pjesëmarrësve dhe emrat e tyre.

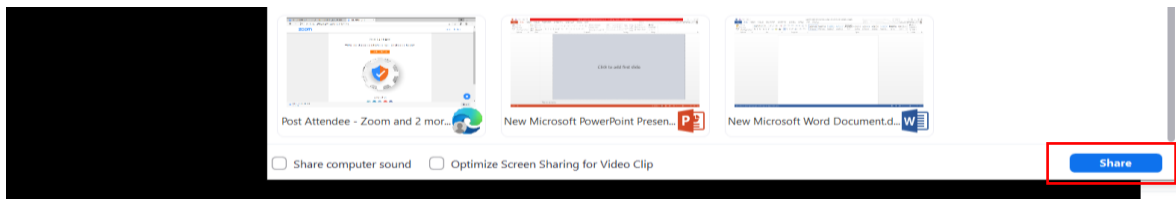
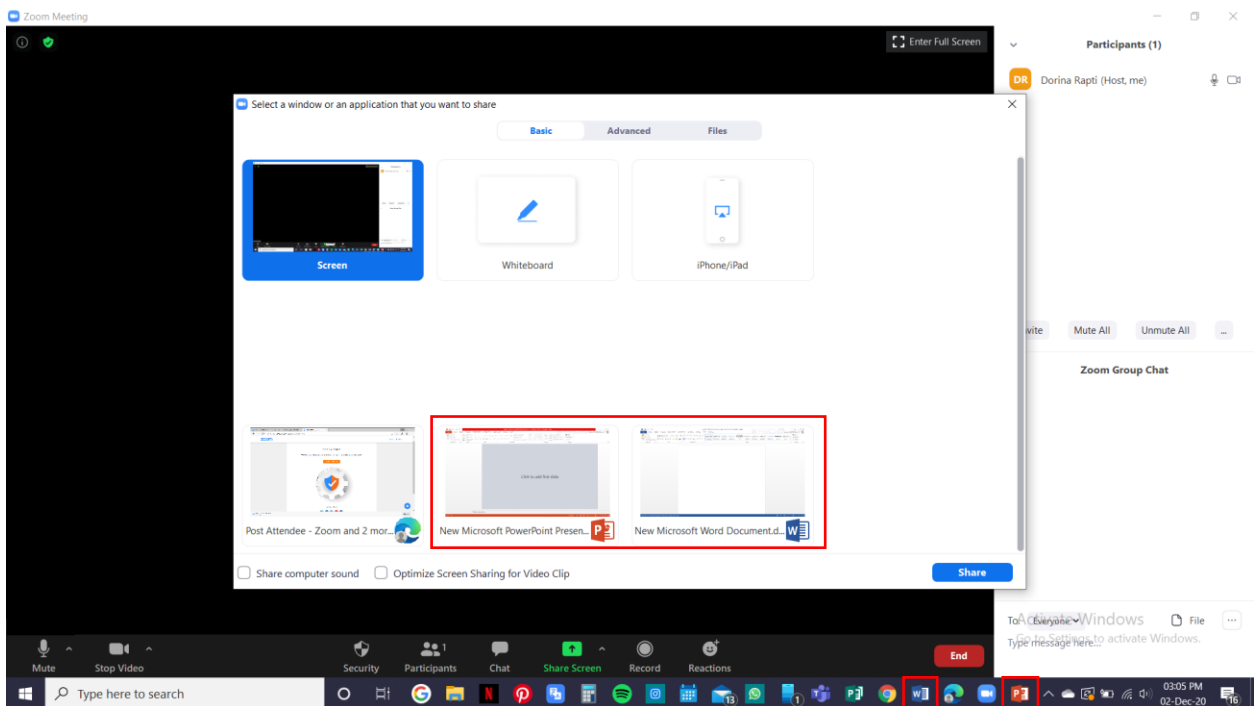
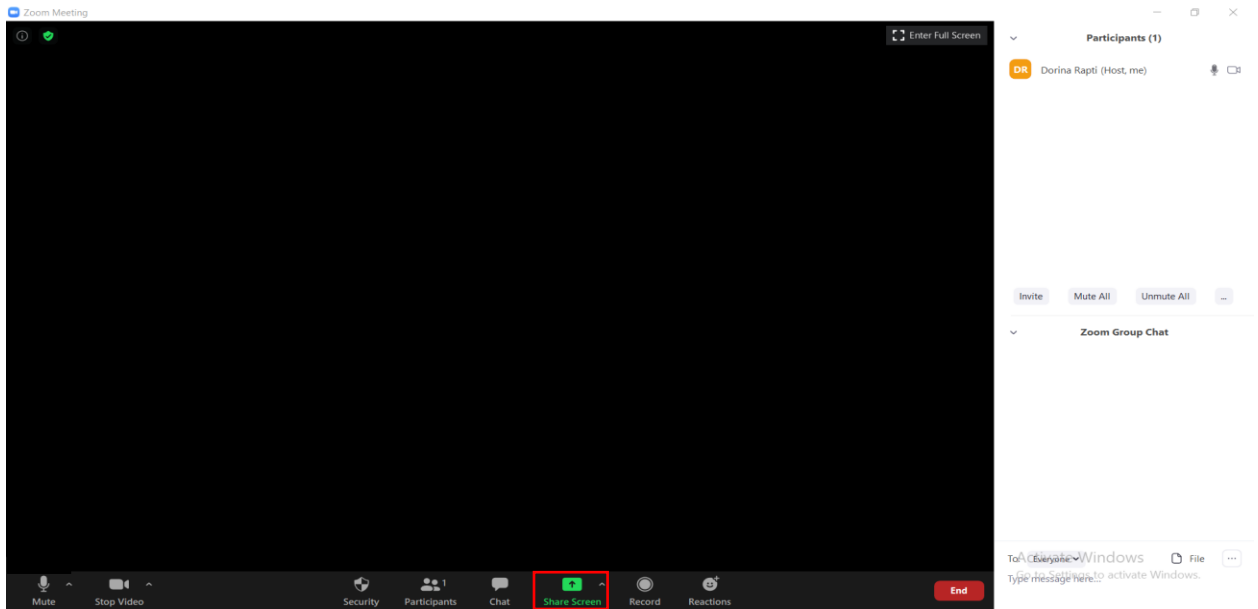




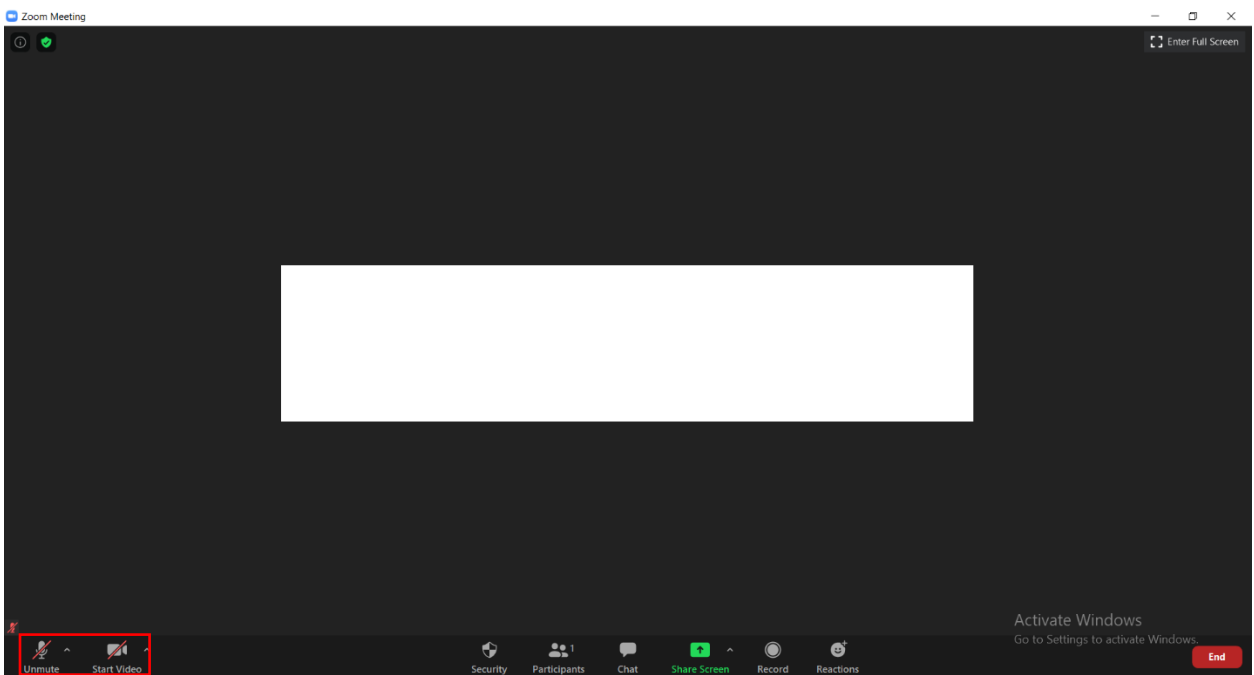
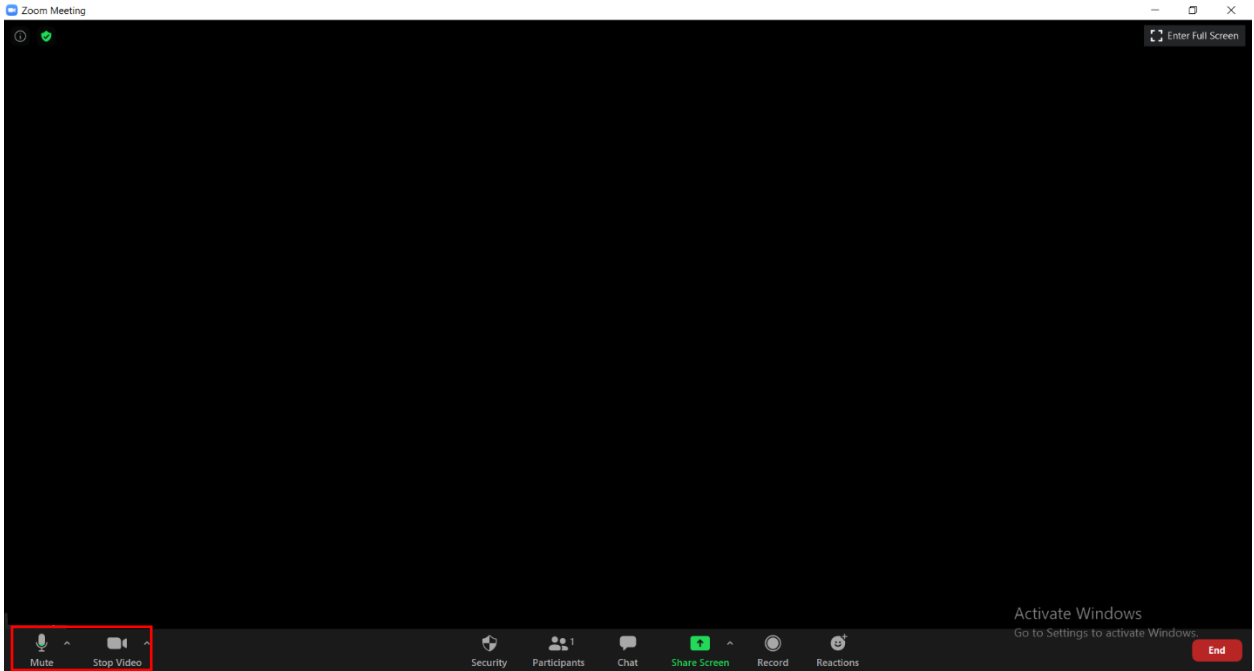
17. Në ikonën “chat” mund të shkruajm mesazhe të personalizuara për një pjesëmarrës ose për të gjithë



18. Për të ndarë një material me pjesëmarrësit mund të përdorim optionin “Share Screen”, për materialet të cilat janë të hapura në desktop.



19. Për të ndaluar videon ose zërin mund të klikojmë në ikonat “mute” dhe “stop video”



20. Për të mbyllur Meeting klikojmë “End Meeting for All”



End Meeting for All

Leave Meeting  
Activate Windows